



INFO SHEET

EUROPEAN ELM 'MOONDUST'



INFO SHEET

EUROPEAN ELM 'MOONDUST'

1 GENERAL PRODUCT INFORMATION

SURFACE TEXTURE medium brushed

FINISH TYPE bleached, oiled & hardwaxed ultra mat

COLOUR INFO* colour variation:

very even colour	light colour variation	medium colour variation	strong colour variation
		✓	

Please note that wood grades with more characteristics (such as knots, cracks, heart line) show more colour variation.

colour behavior: very little changes over time.

**Although we strive to portray wood structure and colour as realistically as possible in all our samples and images, a single sample or any image can never act as a representation of an entire floor: no rights can be derived. Wood is natural material: variation in grain and colour occurs. Floors may also change over time due to the influence (or lack) of UV light, wear & tear, and maintenance.*

CONSTRUCTION 21 → 6 mm elm + 15 mm birch plywood

**AVAILABILITY
PREMIUM MULTIPLANK**

minimum 80% > 1800 mm	MILL RUN
21 x 140 180 220 260 x 1000-3000 mm	✓

European elm is a rare wood species. It is therefore supplied in a random width and mix grade (Mill-Run) only. This allows us to get the most out of the available raw material.

GRADE



Mill-Run

The Mill-Run grading is a mix of cleaner boards, and board that are rich in character. Elm is characterized by large colour variations and traces of sapwood, as this is typical for elm.

General grade description: healthy knots max 9 cm, knot holes max 4 cm (filled), (end) cracks up to 20 cm, lively colour variation, heart & sapwood allowed, ingrown bark up to 6 cm long.

BEVELS micro bevels on the long sides only

OPTIONS long lengths only
 fixed lengths
 customized bevels
 hardwaxed satin mat
 Varnax – innovative, mat anti-scratch hybrid coating
 misc. patterns (see next chapter)
 complementary products (cladding for walls and ceiling, stair elements, windowsills, etc)

2 PATTERNS

RANDOM WIDTH choose 2, 3 or even 4 widths and install these in a random pattern

HERRINGBONE

	MILL RUN
21 x 140 x 700 mm	✓
21 x 180 x 900 mm	✓

other dimensions on request



CHEVRON

45° / 60°	MILL RUN
21 x 140 x 560 / 610 mm	✓
21 x 180 x 720 / 780 mm	✓

other dimensions on request



45°



60°

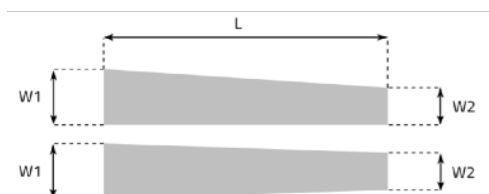
MANSION WEAVE

WIDTH
180
220



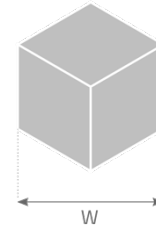
(SEMI) TRAPEZIUM

WIDTH 1	WIDTH 2	LENGTH
140	95	700
180	120	900
220	150	1100
260	180	1200



CUBE

WIDTH
440
520



QUADRO


WIDTH
180
220
260



CREATIVE

WIDTH	LENGTHS
220	220 440 660 880

other dimensions on request



3 SOCIAL AND ENVIRONMENTAL RESPONSIBILITIES

WOODlife's owners genuinely believe their employer's responsibility goes beyond just being good for your employees. Therefore, their production facility is granted an accredited social status, meaning that at least 50% of the employees has a certain degree of incapacity for work due to invalidity, disablement, deafness, personality disorders, and so on.

The European elm used is harvested from controlled European forests, largely from FSC®- certified forests. Our certificate can be downloaded from our website.



Our products are finished using low-emission natural oils, hardwax oils and water-based lacquers produced by Saicos Colour, Germany.



WOODlife's multiplanks have an Excellent rating according to BREAAAM. The approval implies that the products have passed tests for all major European regulations on the presence of VOC's and Formaldehyde in wooden flooring. Our flooring does not contain any solvents, isocyanides, formaldehyde, Creosote, Arsenic or Chrome.



We do not waste any wood. Leftovers are used to produce skirting and home decorations. The remainder, as well as all our saw dust, is used as fuel wood to heat the entire factory including drying kilns. This reduces our carbon footprint substantially.

4 INSTALLATION & MAINTENANCE

INSTALLATION

- We recommend taking app 7-8% saw waste for regular flooring and 12-14% for pattern flooring into account when calculating the amount needed.
- Storage in the room at least 48 hours before installation. Packs are to be kept closed.
- During installation, humidity should be between 35% and 70%, temperature between 18 ° to 24 ° Celsius.
- Installation method: glue down or screw down is recommended, floating installation is possible in most cases.
- Always take local installation standards into account.
- Elm floors are not suitable for under floor heating.
- All oiled WOODlife floors are finished with natural oils and waxes and have been fully cured at the factory. Unlike oxidative oiled floors, our floors are fully hardened upon arrival and can therefore be used in any space, without any restrictions.

Also see the following documentation:

WOODlife Flooring – installation guidelines.

CARE & MAINTENANCE

- After installation, relative humidity levels in the rooms should always be kept between 30% and 70%.
- Please be aware to place humidifiers/vaporizers during the wintertime if needed.
- Ventilate the spaces on a regular basis.
- Our floors require regular maintenance; frequency strongly depends on type of use. A rough guideline:

Daily cleaning:

Periodic cleaning:

Maintenance at regular use:

Maintenance at intensive & commercial use:

Dry cleaning

Saicos Wash Care (parquet friendly soap for mopping)

Saicos Wax Care (maintenance oil), 1 or 2 times per year

Saicos Wax Care (maintenance oil), 3 or 4 times per year

Also see the following documentation:

WOODlife Flooring – maintenance guide.

Copyright © 2021 by WOODlife Flooring BV.

All rights reserved.